

**RUSH
WITT &
WILSON**



**6 Hurstwood Close, Bexhill-On-Sea, East Sussex TN40 2TA
£369,000**

A beautifully presented two bedroom detached bungalow, situated in this highly sought after residential location of Bexhill. Offering bright and spacious accommodation throughout, the property comprises, two double bedrooms, living room, modern fitted kitchen, bathroom, gas central heating system and double glazing throughout. Externally, the property boasts garage, off road parking, and well maintained rear gardens. Viewing comes highly recommended by Rush, Witt & Wilson Sole Agents. Council Tax Band D.



Entrance Porch

With glass panelled window overlooking the front elevation.

Entrance Hallway

With entrance door, radiator, access to roof space via pull down ladder, storage cupboard with hanging space, additional storage cupboard with slatted shelving.

Living/Dining Room

18'6" x 12'9" (5.65 x 3.89)

Double glazed windows and French doors overlook and give access onto the rear garden, double radiator, wood burning stove, serving hatch through to kitchen.

Kitchen

11'11" x 10'3" (3.64 x 3.14)

Modern fitted kitchen with a range of matching wall and base level units with laminate straight edge worktop surfaces, single sink with drainer and mixer tap, built in electric oven with grill, built in electric hob with extractor hood above, integrated fridge and freezer, integrated dishwasher, space and plumbing for washing machine, tiled splashbacks, tiled floor, double radiator, double glazed window to the front elevation, serving hatch through to living/dining room.

Bedroom One

11'9" x 10'2" (3.59 x 3.11)

Double glazed window overlooks the front elevation, double radiator, built in wardrobe cupboard with hanging space and shelving and sliding doors.

Bedroom Two

10'7" x 9'1" (3.24 x 2.77)

Double glazed windows and door overlooking and giving access onto the rear garden, built in wardrobe cupboard, double radiator.

Bathroom

Modern suite comprising wc with low level flush, vanity unit with wash hand basin and mixer tap, panelled bath with mixer tap, chrome wall mounted shower controls, showerhead and rain effect showerhead, tiled walls, chrome heated towel rail, obscured double glazed window overlooking the rear elevation.

Outside**Front Garden**

Low maintenance front garden that is mainly laid to lawn, stone path leads to front porch, off road parking leading to garage.

Garage

With up and over door, gas central heating and domestic hot water boiler, electric meter, gas meter.

Rear Garden

Mainly laid to lawn with several patio and raised decking areas, enclosed to all sides with plants, shrubs and trees of various kinds.

Agents Note

None of the services or appliances mentioned in these sale particulars have been tested. It should also be noted that measurements quoted are given for guidance only and are approximate and should not be relied upon for any other purpose.

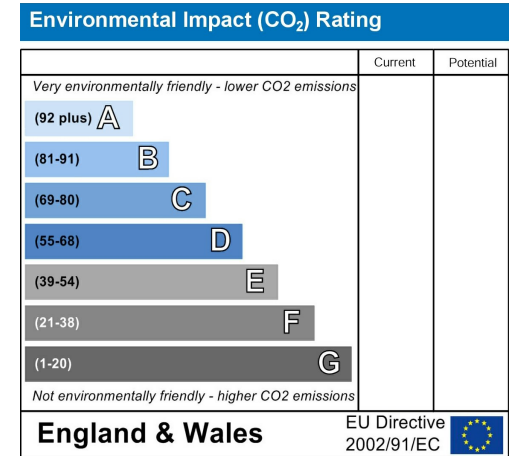
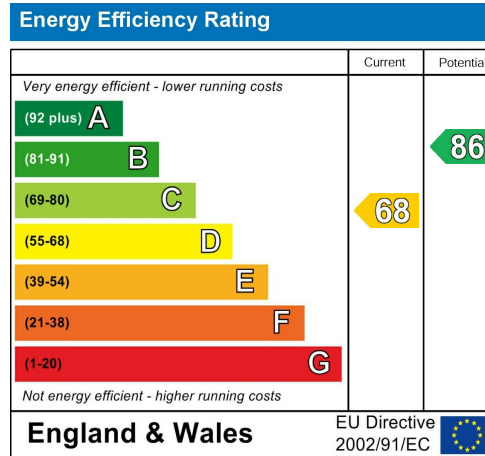
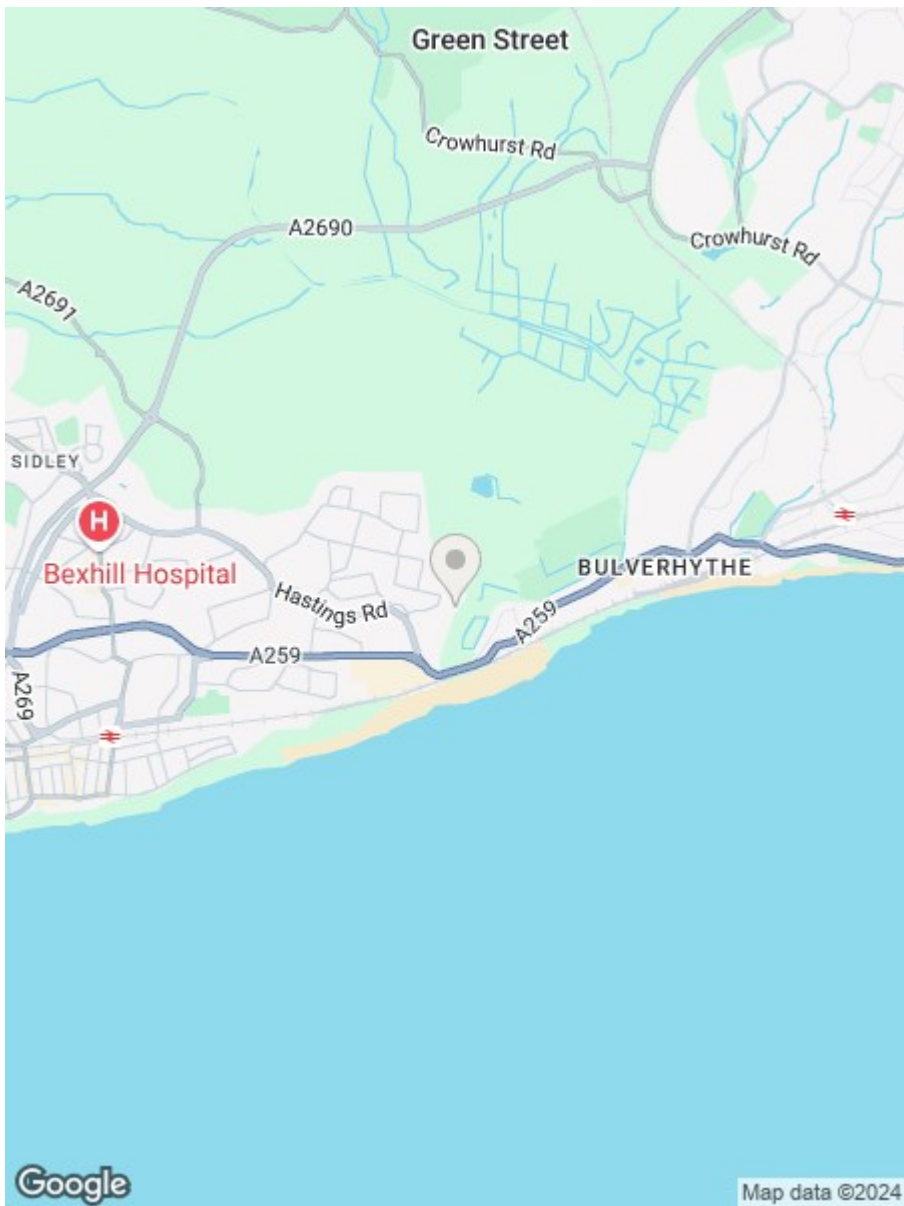


GROUND FLOOR
866 sq.ft. (80.4 sq.m.) approx.



TOTAL FLOOR AREA : 866 sq.ft. (80.4 sq.m.) approx.

Whilst every attempt has been made to ensure the accuracy of the floorplan contained here, measurements of doors, windows, rooms and any other items are approximate and no responsibility is taken for any error, omission or mis-statement. This plan is for illustrative purposes only and should be used as such by any prospective purchaser. The services, systems and appliances shown have not been tested and no guarantee as to their operability or efficiency can be given.
Made with Metropix ©2023



**RUSH
WITT &
WILSON**

Residential Estate Agents
Lettings & Property Management



3 Devonshire Road
Bexhill-on-Sea
East Sussex
TN40 1AH
Tel: 01424 225588
bexhill@rushwittwilson.co.uk
www.rushwittwilson.co.uk